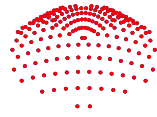
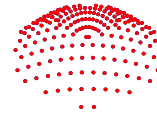
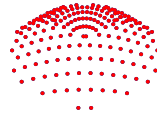
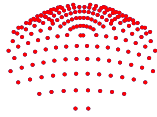
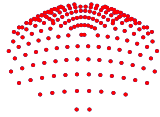


FULL FIELD
0.5deg



0.7 FIELD
0.35deg



ON-AXIS
0deg



-0.1

-0.05

0

0.05

0.1

FOCUS SHIFT

SPOT SIZE & FOCUS SHIFT: UNITS = mm
WAVELENGTHS (μm)

WV1: 0.588 WV2: 0.486 WV3: 0.656

Gregory
SPOT DIAGRAM ANALYSIS

OSLO
18 V 15
10:22 AM